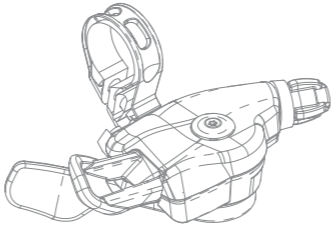




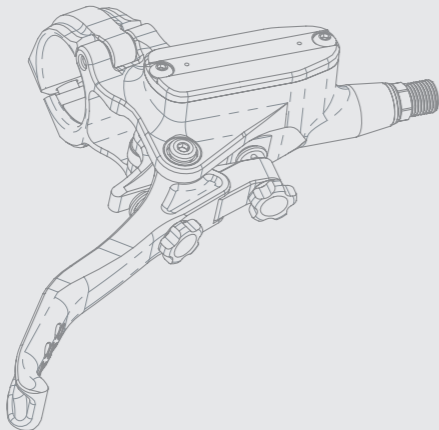
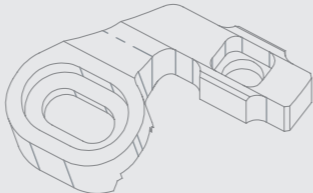
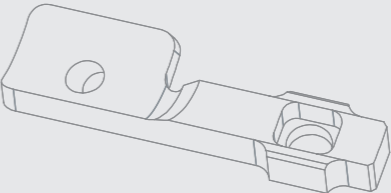
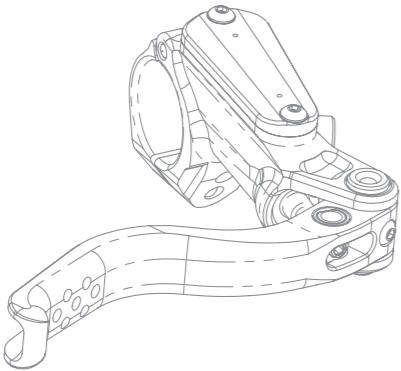
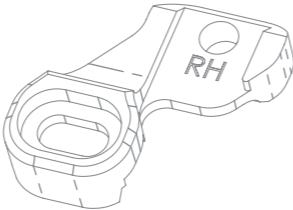
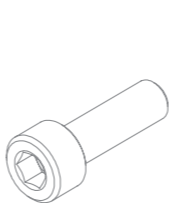

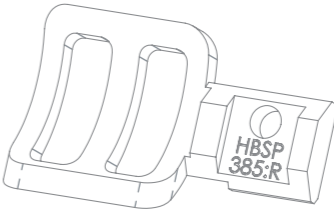




DIRECT SHIFTER MOUNT SELECTION CHART

		SRAM Shifters All removable Clamp types 	Shimano Shifters I-Spec A & I-Spec B  I_Spec A with hook  I_Spec B without hook	Shimano Shifters and Dropper Lever I-Spec II & I-Spec EV   SL-MT800 I-Spec II: XTR SL-M9000 and XT SL-M8000 ONLY I-Spec EV: XTR SL-M9000-I, SL-M9100-I, XT SL-M8000-I, SL-M8100-I, SLX SL-M7100-I DEORE SL-M6100-I, SL-M5100-I
TECH FOUR	 Part Number: HBSPC81	 Part Number: HBSP 426 - RH/LH	<p align="center">No Shifter Mount available</p>	 Part Number: HBSP 431 - RH/LH
	XCR  Part Number: HBSP400	 Part Number: HBSP 325 - RH/LH	<p align="center">No Shifter Mount required! The Shimano shifter will mount directly on to TECH 3 and XCR Master Cylinder.</p>  	 Part Number: HBSP 385 - RH/LH